

Office Use Only

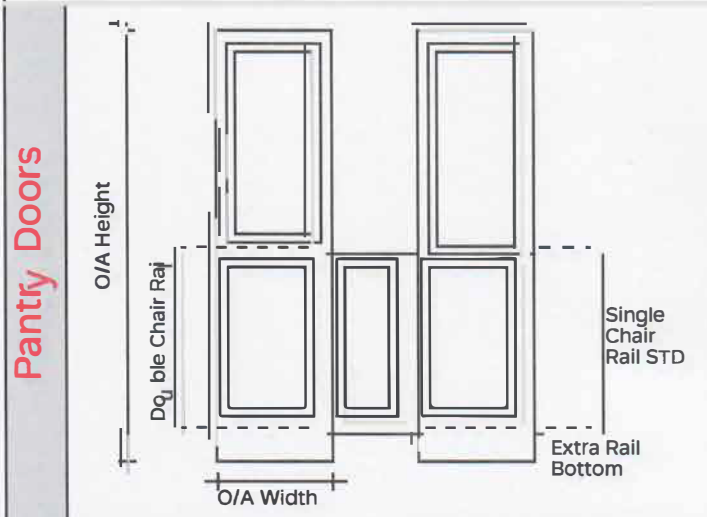
Customer: _____
 Address: _____

 Contact: _____
 Phone: _____
 Fax: _____

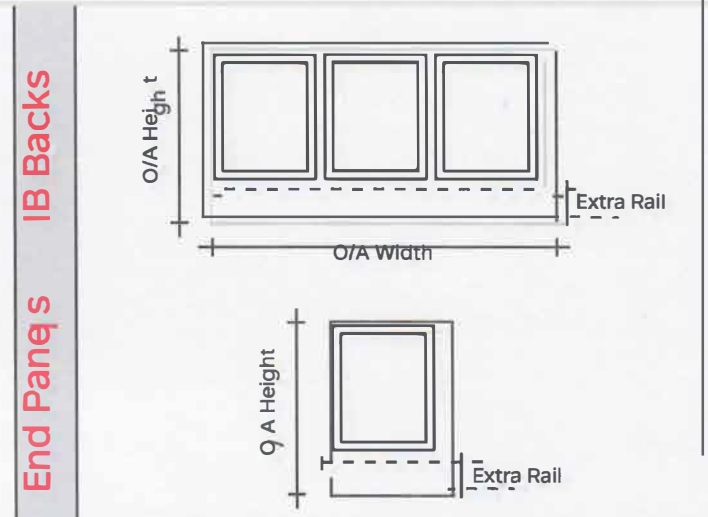
Page No.: ____ of ____
 Customer Order No.: _____
 Date Ordered: _____
 Date Required: _____

Door Type: Arched: Square: **Door Colour:** Texture: Matt: Gloss: Satin:

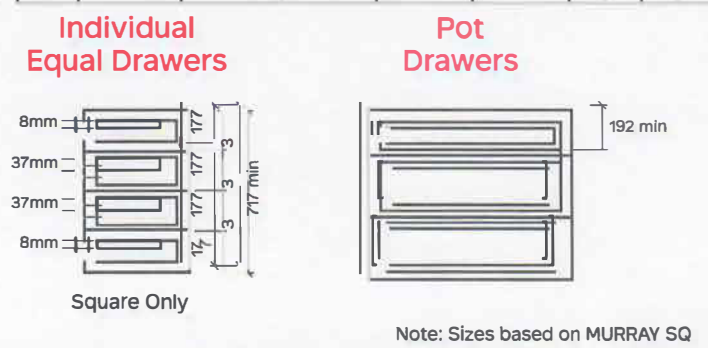
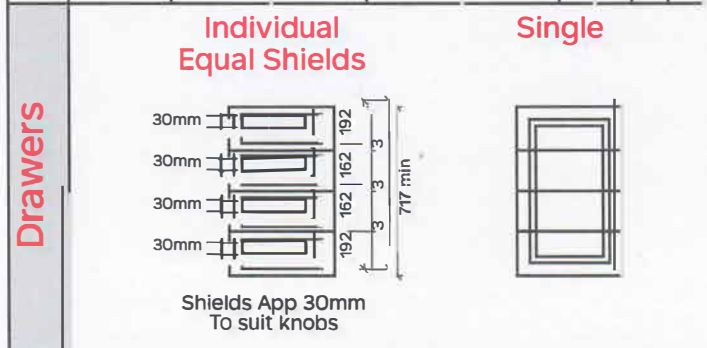
Edge Detail: Square
 Edge mould as per brochure unless otherwise stated
 6mm Pencil Round Ogee Stepped Pencil Round 2mm Pencil Round



Qty	O/A Height	O/A Width	Chair Rail Height	Chair Rail Type	Extra Rail Bottom	'X' Square Edge			
						T	B	L	R



Qty	O/A Height	O/A Width	No Shields	Extra Rail Bottom	Extra Rail Top	'X' Square Edge			
						T	B	L	R



Note: Sizes based on MURRAY SQ

Qty	Drawer Type	Height	Width	'X' Square Edge				Drawer Size					
				T	B	L	R	1	2	3	4		

Legend O/A = Overall